


Catalog Number: _____ Project Name: _____ Note: _____ Date: _____ Type: _____

DESCRIPTION

This commercial grade recessed downlight is 15 in 1, available in 3 wattages and 5 CCT tunable. 120-277V input voltage, 0-10V dimming.

Wet-location and IC rated, ideal use for commercial complexes, hospitality, healthcare industry, schools, shopping centers, industrial areas and hotels.

Available size: 4", 6", 8", 10"



BASED ON SAMPLE SETTING. ACTUAL LUMENS MAY VARY.

MODEL#	SIZE	WATTAGE	LUMENS
4CMCT12LR05-B	4inch	6-9-12W	618-862-1164lm
6CMCT19HR05	6inch	10-14-19W	1052-1474-1985lm
8CMCT24HR05	8inch	12-18-24W	1272-1881-2484lm
10CMCT33HR05	10inch	22-28-33W	2336-2992-3422lm

FEATURES

- High luminous efficacy, up to 100LM/W
- High quality Aluminium shell with frosted PC diffuser
- Deep smooth trim design, make sure light more perfect, no glare.

TECHNICAL SPECIFICATION

VOLTAGE	120-277V
POWER FREQUENCY	50/60Hz
POWER FACTOR	>0.9
5CCT	2700K 3000K 3500K 4000K 5000K
CRI	90
BEAM ANGLE	50°
MATERIAL	AL+PC
COLOR	Balck+(Silver+White)
LIFESPAN	≥50,000hours
OPERATING TEMP	(-4°F~ 113°F) -20~45°C
DIMMABLE	0-10V dimming
RATING	Suitable for Wet Locations
WARRANTY	5 year limited

INSTALLATION

Easy fit installation – Spring-action housing clips.
Suitable for most new constructions.

DIMMING

Supports 0-10V dimming from 100% to 10%.

ELECTRICAL

This fixture is built with the highest quality drivers, ensuring energy efficiency.

ENERGY SAVINGS

80% more energy savings than halogen lamps.

LISTING


ETL Listed. Energy Star. FCC. Title24.



Catalog Number: Project Name: Note: Date: Type:

Selectable wattage

- 4inch: 6-9-12W
- 6inch: 10-14-19W
- 8inch: 12-18-24W
- 10inch: 22-28-33W

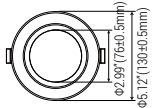
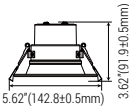


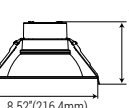
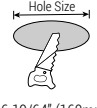
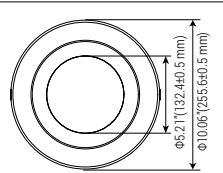
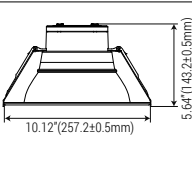
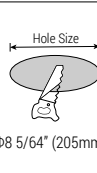
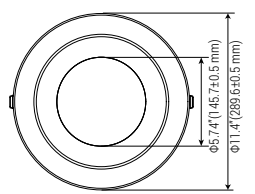
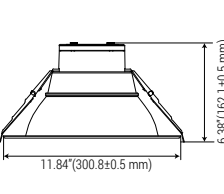
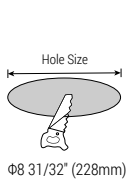


Selectable CCT

- 2700K
- 3000K
- 3500K
- 4000K
- 5000K



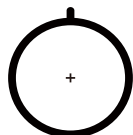
SIZE & DIMENSION & HOLE CUTOUT

Size	Dimension	Hole Cutout
4inch	 <p> $\phi 2.99'' (76.0 \pm 0.5 \text{ mm})$ $\phi 5.12'' (130.0 \pm 0.5 \text{ mm})$ </p>  <p> $5.62'' (142.8 \pm 0.5 \text{ mm})$ $3.62'' (91.9 \pm 0.5 \text{ mm})$ </p>	 <p>Hole Size</p> <p>$\phi 4 \frac{21}{64}'' (110 \text{ mm})$</p>
6inch	 <p> $\phi 3.78'' (96.0 \pm 0.5 \text{ mm})$ $\phi 8.27'' (210.0 \pm 0.5 \text{ mm})$ </p>  <p> $8.52'' (216.4 \text{ mm})$ $4.89'' (124.2 \pm 0.5 \text{ mm})$ </p>	 <p>Hole Size</p> <p>$\phi 6 \frac{19}{64}'' (160 \text{ mm})$</p>
8inch	 <p> $\phi 5.21'' (132.4 \pm 0.5 \text{ mm})$ $\phi 10.06'' (255.6 \pm 0.5 \text{ mm})$ </p>  <p> $10.12'' (257.2 \pm 0.5 \text{ mm})$ $5.64'' (143.2 \pm 0.5 \text{ mm})$ </p>	 <p>Hole Size</p> <p>$\phi 8 \frac{5}{64}'' (205 \text{ mm})$</p>
10inch	 <p> $\phi 5.74'' (146.7 \pm 0.5 \text{ mm})$ $\phi 11.4'' (289.6 \pm 0.5 \text{ mm})$ </p>  <p> $11.84'' (300.8 \pm 0.5 \text{ mm})$ $6.38'' (162.1 \pm 0.5 \text{ mm})$ </p>	 <p>Hole Size</p> <p>$\phi 8 \frac{31}{32}'' (228 \text{ mm})$</p>

RECOMMENDED DIMMER

LUTRON				LEGRAND
RMJS-8T-DV-B	Diva DVSTV	MS-Z101-WH	DVSTV-WH	RH4FBL3PW

ACCESSORIES



Hole cutout card



Wire nuts