

Catalog Number : Project Name : Note : Date : Type :

DESCRIPTION

Ultra -thin design, lamp thickness only 0.79 ". The die casting surface ring, excellent heat dissipation. Fixture design has infrared sensor interface;

Options: conventional lighting and PIR sensors;
5 adjustable color temperature;

It is suitable for office, family, hotels, corridors, shopping centers, schools, books and other places.



BASED ON SAMPLE SETTING. ACTUAL LUMENS MAY VARY.

MODEL	SIZE	WATTAGE	5CCT	LUMENS
7FMCT15URWH	7inch	15W	2700K	1051lm
			3000K	1138lm
			3500K	1224lm
			4000K	1247lm
			5000K	1156lm

MODEL	SIZE	WATTAGE	5CCT	LUMENS
9FMCT18URWH	9inch	18W	2700K	1275lm
			3000K	1352lm
			3500K	1483lm
			4000K	1448lm
			5000K	1381lm

TECHNICAL SPECIFICATION

VOLTAGE	120V
POWER FREQUENCY	60Hz
POWER FACTOR	>0.9
5CCT	2700K 3000K 3500K 4000K 5000K
CRI	90
BEAM ANGLE	120°
MATERIAL	Die casting AL+PS
COLOR	White
LIFESPAN	≥50,000hours
OPERATING TEMP	(-4°F~ 113°F) -20~45°C
DIMMING	Triac Dimmable
RATING	Suitable for Wet Locations
WARRANTY	5 year limited

FEATURES

- Emits evenly, without halo and shadow;
- Fit 2.75 or 3.5 inch J-Box;
- Support surface mount;
- Die-cast trim;

STYLISH AND SLIM DESIGN

This ultra bright LED Flush Mount is only 0.79 inch thickness. The smooth surface is suitable for a variety of decorative styles.

DIMMING

Compatible with most triac dimmers to give user a smooth 100%-10% dimming to choose the desired brightness. Please check the recommended dimmer list in next page.

ELECTRICAL

This fixture is built with the highest quality 120V drivers, ensuring energy efficiency.

ENERGY SAVINGS

80% more energy savings than halogen lamps.

LISTING

ETL Listed. Energy Star.



Catalog Number: Project Name: Note: Date: Type:


Die-cast trim

Precision casting, excellent heat dissipation, high corrosion; lamp thickness only 0.79".



Color temperature optional

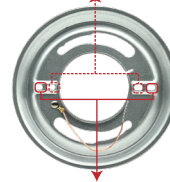
2700K-5000K



Mounting bracket

With multiple apertures, can be installed into any 2.75 or 3.5inch junction box.

2.75" Junction Box installation hole



3.5" Junction Box installation hole

PIR sensor

External PIR sensor optional

Delay time 1/5/8 minutes selectable



PIR SENSOR ON/OFF FUNCTION

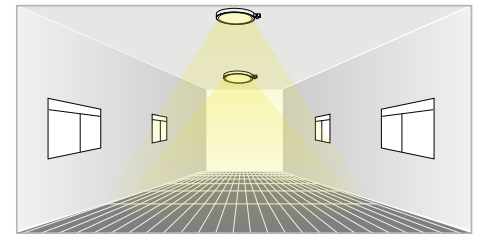
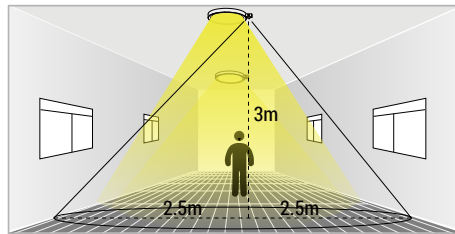
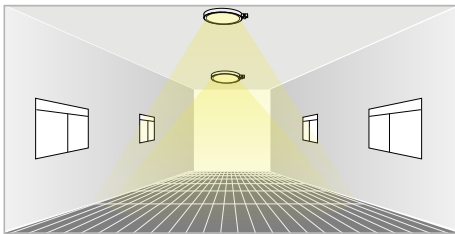
During the day or night, when the PIR sensor detects someone entering the sensing range, the light will automatically turn on; When a person leaves the sensing range, it will automatically adjust the brightness to 30% after the set time (with an optional delay time of 1/5/8 minutes)

Not within the sensing range of the PIR sensor, the light is on at a brightness of 30%.

The detection diameter of the infrared PIR sensor is about 16 feet(5 meter);

When the person is in the sensing area, the light will stay on until the person leaves;

When the person leaves the sensing range, it will automatically decrease the brightness to 30% after a few minutes.



RECOMMENDED DIMMER

LUTRON						LEVITON	
TG-600PR-WH	SLV-600P-AL	MSCL-OP153M	CT-103PR-WH	DVWCL-153PH	DVRF-6L	6672	RNL06
CTCL-153PDH-WH	GT-600P	PD-6WCL	STCL-153MR	RCL-153RNL	CTCL-150H	6674	IPL06
TGCL-153PH-LA	DVCL-153P	S2-LFSQH-WH	MACL-153MA			DSL06	

DIMENSION

