

Catalog Number:

Project Name:

Note:

Date:


Type:

DESCRIPTION

A flexible downlight solution supports surface mounting and retrofit installation .
High quality Iron shell with frosted PC diffuser.

Features color tunable technology lets the user choose between 2700K, 3000K, 3500K, 4000K, or 5000K.

Wet-location rated, ideal for bathrooms, laundry, porches and garage work rooms.



BASED ON SAMPLE SETTING. ACTUAL LUMENS MAY VARY.

MODEL#	SIZE	WATTAGE	5CCT	LUMENS
4HVCT10D5WH	4inch	10W	2700K	796lm
			3000K	832lm
			3500K	854lm
			4000K	832lm
			5000K	777lm

MODEL#	SIZE	WATTAGE	5CCT	LUMENS
6HVCT15D5WH	6inch	15W	2700K	1184lm
			3000K	1216lm
			3500K	1241lm
			4000K	1228lm
			5000K	1204lm

TECHNICAL SPECIFICATION

VOLTAGE	120V
POWER FREQUENCY	60Hz
POWER FACTOR	>0.9
5CCT	2700K 3000K 3500K 4000K 5000K
CRI	90
BEAM ANGLE	110°
MATERIAL	Iron+PC
COLOR	White
LIFESPAN	≥50,000hours
OPERATING TEMP	(-4°F~ 113°F) -20~45°C
DIMMABLE	Triac Dimming
RATING	Suitable for Wet Locations
WARRANTY	5 year limited

FEATURES

- Low profile, no flicker
- Continuous dimming from 100% to 5% with many Triac Dimmers
- Provide true color rendering with 90+ CRI

INSTALLATION

With multiple apertures, can be installed into any 5 or 6inch Recessed Can ,or 2.75/3.5inch and 4inch Junction Box, ideal for under soffit and shower installations.

DIMMING

Compatible with most triac dimmers to give user a smooth 100%-5% dimming to choose the desired brightness.
Please check the recommended dimmer list in next page.

ELECTRICAL

This fixture is built with the highest quality 120V drivers, ensuring energy efficiency.

ENERGY SAVINGS



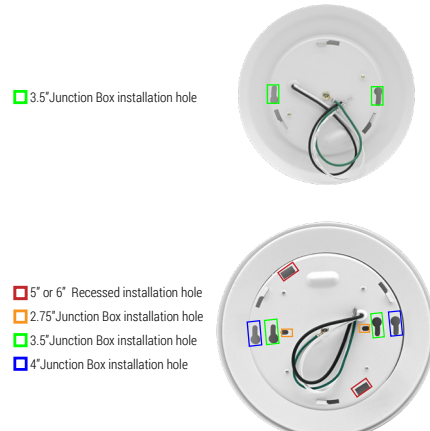
80% more energy savings than halogen lamps.

LISTING








ETL Listed. Energy Star. Title24.



Catalog Number : Project Name : Note : Date : Type :

Anticlockwise to open the outside lens	Flip the switch to choose desired CCT	Installation hole position
		

INSTALLATION ACCESSORIES

4inch		6inch				
Surface Mount Accessories (3.5inch junction box)		Surface Mount Accessories (2.7/3.5/4 inch junction box)		Retrofit Accessories (5/6 inch housing)		
Wire Nuts	Screws	Wire Nuts	Screws	Wire Nuts	E26 Adapter	Mounting Springs
						

RECOMMENDED DIMMER

LUTRON				LEVITON	
TG-600PR-WH	TGCL-153PH-LA	SCL-153PH-WH	PD-6WCL	6672	
S-600PR-WH	SLV-600P-AL	GT-600P	MSCL-OP153M	6674	PL06
CTCL-153PDH-WH	DV-600PR-WH	DVCL-153P	MACL-153M//MA-R	DSL06	RNL06

DIMENSION

