


DESCRIPTION

5CCT LED Downlight Retrofit Kit uses DOB solution technology. It has a classic, low-profile design which allowing users to have a stylish look with efficient lighting. Can be install into any indoor 5"/6" housing.

With a damp location rating, this unit is ideal for new and old construction, remodels, soffit, eaves, shower etc.

Ideal for bedroom, kitchen, bathroom, living room, garage, basement, patio, porch, closet and more etc.



BASED ON SAMPLE SETTING. ACTUAL LUMENS MAY VARY.

MODEL#	SIZE	WATTAGE	CCT	LUMENS
6HVCT12LR05WH	6inch	12W	2700K	948lm
			3000K	1024lm
			3500K	1101lm
			4000K	1114lm
			5000K	1032lm

TECHNICAL SPECIFICATION

VOLTAGE	120V
POWER FREQUENCY	60Hz
POWER FACTOR	>0.9
5CCT	2700K 3000K 3500K 4000K 5000K
CRI	90
BEAM ANGLE	100°
MATERIAL	Iron+PC
COLOR	White / Black
LIFESPAN	≥50,000hours
OPERATING TEMP	(-4°F~ 113°F) -20~45°C
DIMMABLE	Triac Dimming
RATING	Suitable for Damp Locations
WARRANTY	5 year limited

FEATURES

- Retrofits in existing incandescent can housing
- E26 screw base adapter connects directly to standard socket
- 90+ CRI, superior color rendering performance
- Baffle/Smooth Trim

DIMMING

Triac dimmable down to 5%. Compatible with most major brands of dimmers.

ENERGY SAVINGS

80% more energy savings than halogen lamps.

INSTALLATION

Easy installation with universal E26 connectors. Fit5" and 6" compatible housings.

LIFESPAN

This luminaire is built with the highest quality 120V drivers, ensuring energy efficiency. With a lifespan of 50,000 hours, it can last decades under normal operation!



LISTING

ETL Listed. Energy Star. Title24.

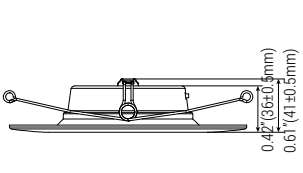
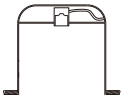
Catalog Number : Project Name : Note : Date : Type :

Selectable CCT

2700K,3000K,3500K,4000K,5000K



SIZE & DIMENSION & HOUSING CANS

Size	Dimension	Housing Cans
6inch		 5" or 6" housing cans

RECOMMENDED DIMMER

LUTRON		LEVITON	
TG-600PR-WH	DVCL-153P	MACL-153MA	
CTCL-153P	MSCL-OP153M	DVWCL-153PH	6672
TGCL-153PH-LA	PD-6WCL	RCL-153RNL	6674
SLV-600P-AL	S2-LFSQH-WH	DVRF-6L	DSL06
	CT-103PR-WH	CTCL-150H	

ACCESSORIES



E26 Adapter